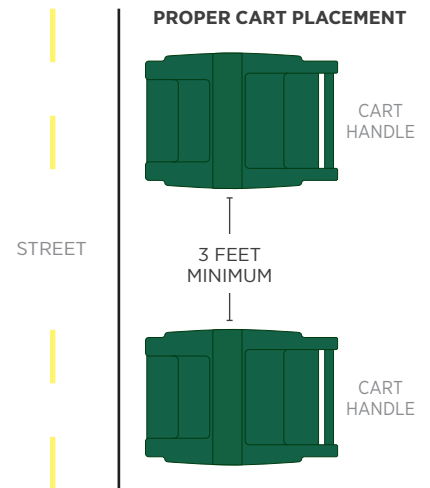


# CURBSIDE CONTAINER PLACEMENT GUIDE

To keep the curbside service running at peak efficiency, we must ensure that your containers are properly located at the curb. This guide illustrates the proper and improper placement of your wheeled containers and offers tips to help with the curbside collection of materials.

## CONTAINER DO'S

- Keep containers on a hard, level surface clear of snow and other landscaping debris and no more than 6 feet from edge of curb.
- Please allow containers a 3 foot perimeter of clearance from obstructions such as parked cars, trees, mailboxes and utility poles. There must also be a 15 foot over head clearance from any low hanging tree branches or power lines, etc.
- If you have more than one cart placed at the curb, please set them side by side as indicated in the illustration with at least 3 feet of clearance between the containers.
- If you have extra large or additional materials that do not fit inside your curbside containers, call (800) CASELLA to schedule an extra pick-up.



## CONTAINER DON'TS



The cart must remain upright for pick-up at all times.



Keep all trash bags and recycling material inside cart.




Do not place the carts back to back.



Keep the cart clear of all obstructions.

## CARDBOARD/LARGE MATERIAL HANDLING

Please breakdown all cardboard and oversized material so it fits into the cart with the lid closed. Please cut oversized material down to 12" x 12" squares.



If you have any questions, call us at **(888) 483-2757** or visit us online at **casella.com**





# ZERO-SORT<sup>®</sup>

## HOW RECYCLING GETS DONE

TOSS ALL RECYCLABLES INTO ONE BIN  
CASELLA DOES THE REST



### CARDBOARD

Grey, Brown, White, Colored



### PAPER

Newspapers, Mail, Envelopes,  
Magazines, File Folders, Office Paper  
(Any Color), Used Coffee Cups,  
Take-Out Containers



### PLASTIC

All Containers including Bottles,  
Cups, Plates, Flatware



### GLASS

Bottles and Containers (Any Color)



### METAL

Aluminum, Tin, Steel Containers,  
Staples, Paper Clips

### ZERO-SORT DOES NOT ACCEPT:

Styrofoam, Plastic Bags,  
Food Waste

Watch the movie at  
[zerosort.com](http://zerosort.com)



**ZERO-SORT<sup>®</sup>**  
RECYCLING  
a casella service



# How Recycling Gets Done™

Zero-Sort is the single bin recycling service that puts more of your stuff back into the world and less of it into the landfill.

**It never leaves our sight:** Our state-of-the-art sorting facilities are located throughout the Northeast. From pickup to final processing, we make sure your recyclables take the shortest possible route from the bin to the shelves.

**It's just one bin:** No sorting on your end makes it easier to recycle more stuff more often. You just focus on filling the bin – we take care of the rest.

**It's what we do:** To us, green is much more than an empty promise or marketing tactic. It's our livelihood. And it's why we gear everything we do toward real, measurable results.

## How the Zero-Sort Machine Works

1. Material enters the first screen that breaks and removes **glass** bottles and jars.


2. Rotating discs push **cardboard** over the top while smaller material falls below.

3. Smaller disc screens separate **paper**.

4. An eddy current creates a reverse magnetic field that repels **aluminum** cans.

5. A magnet picks out **tin** cans.

6. Optical sorting technology sorts **plastics** into their different types.



To see how Zero-Sort makes the most of your recycling efforts, visit us at [zerosort.com](http://zerosort.com)

# Zero-Sort® Recycling Guide

For the complete list and further instructions, visit [casella.com](http://casella.com)

**Corrugated Cardboard:** Boxes with a wavy center layer.

- ✓ **Empty.** Staples, tape, and labels are OK.
- ⊗ **No oil, paint, or chemical stained, wet unclean, or wax-coated cardboard.** No strapping or string. No plastic, filmy or foam packing materials.

**Boxboard:** Cereal, shoe, and dry-food boxes, soda carries, paper egg cartons, tissue boxes, paper towel and toilet paper cores.

- ✓ **Empty.** Remove plastic liners.
- ⊗ **No Styrofoam cups.** No stuck-on food or grease.

**Envelopes & Mail:** White, colored, gummed, and window envelopes.

- ✓ **Remove non-paper enclosers.** (e.g., CDs, plastic cards, etc.) and strings. Labels are OK.
- ⊗ **No Tyvek or plastic envelopes.** No bubble wrap padded mailers.

**Magazines & Soft-Cover Books:** Glue or staple-bound publications, paperback books, phone books, catalogs, etc.

- ✓ **Must be clean and dry.**
- ⊗ **No plastic wrapping, or CDs.**

**Newspaper:** All sections and inserts.

- ✓ **Must be clean and dry.** Remove from plastic bags. Do not tie with string.
- ⊗ **None that are contaminated with food, paint, oil, pet waste, etc.** No plastic bags.

**White & Colored Paper:** Copier paper, glossy flyers & brochures, file folders, craft paper, manila folders, index cards, construction paper, non-metallic wrapping paper, tissue paper & cards.

- ✓ **Must be clean and dry.** No need to remove plastic tabs, paper clips & metal hanging-file strips. Staples are also OK.
- ⊗ **No pressure-sensitive duplication forms.** No foil paper. No paper towels or facial tissue. No stickers or sticker backing material.

**Shredded Paper:** Confidential Documents.

- ✓ **Place in clear plastic bags and tie bag shut.**
- ⊗ **No shredded plastic (cards, etc.)**

**Plastics 1-7 & Rigid Plastics:**

Containers, bottles & jugs for foods, beverages, beauty, and cleaning products, detergents, dairy tubs (yogurt, sour cream, etc.) 5 gallon pails, laundry baskets, sleds, take-out containers, flower pots and trays, and frozen-food trays. Minimum size: 2" on any 2 sides.

- ✓ **Rinse clean.**
- ⊗ **No filmy or pliable plastic (grocery bags, bubble wrap, etc.).** No foam polystyrene (Styrofoam) products such as cups, take-out containers, packaging blocks and peanuts, etc. No housewares, office products, etc. No motor oil containers or electronics housing. No biodegradable plastics (PLA).

**Glass Bottles & Jars:**

- ✓ **Rinse clean.** Food and beverage containers only.
- ⊗ **No light bulbs, Pyrex, drinking glasses, window panes, or ceramics.**

**Aluminum Cans, foil, and plates:**

- ✓ **Rinse clean.**
- ⊗ **No stuck-on food or grease.**

**Metal Cans:**

- ✓ **Rinse clean.** Food and beverage cans only. Labels are OK. Can lids are OK placed inside the cans.
- ⊗ **No oil filters or scrap metal.**



**ZERO-SORT®**  
RECYCLING  
a casella service



[casella.com](http://casella.com)